

- >> MOVING IRON
- >> RECTIFIED MOVING COIL
- >> FREQUENCY METERS
- >> PHASE SEQUENCE INDICATORS
- >> NULL VOLTMETERS

- >> WATTMETERS
- >> VARMETERS

Timeswitches

ELTIME CONTROLS

Global Suppliers of Measurement and Protection Equipment for Industry

- >> ELECTROMECHANICAL HOURMETERS
- >> LCD HOURMETERS
- >> KWK METERS
- >> MAXIMUM DEMAND METERS
- >> COUNTERS
- >> DIRECT READING KWK METERS
- >> LDA-C MULTIFUNCTION MONITORS
- >> DIGITAL TRIP UNITS
- >> LDA-C MULTIFUNCTION MONITORS
- >> CURRENT TRANSFORMERS
- >> SPLIT CORE CURRENT TRANSFORMERS
- >> SWITCHBOARD SHUNTS
- >> E-SERIES TRANSDUCERS
- >> ANALOGUE SIGNAL CONDITIONERS
- >> ELECTRONIC PROTECTION RELAYS
- >> EARTH LEAKAGE RELAYS
- >> CORE BALANCE TRANSFORMERS
- >> MULTIFUNCTION TIME RELAYS
- >> SLIMLINE ELECTRONIC TIMERS
- >> ELECTRONIC TIMERS
- >> ROTARY SELECTOR SWITCHES
- >> TIMESWITCHES
- >> MINI-DISBARS

www.etime.co.uk

List of contents

ELTIME CONTROLS

- 3 Quartz Analogue Timeswitches
- 4 Digital Timeswitch - DIN Rail Mounting
- 5 2 Channel Digital Timeswitch - DIN Rail Mounting
- 6 Digital Timeswitch - Panel Mounting
- 7 Dimensions



Quartz Analogue Timeswitches

Quartz analogue timeswitches offer accuracy and flexibility making them suitable for a large range of industrial control applications. The timeswitches are powered from a large choice of AC or DC auxiliary power options and have a voltage free changeover relay contact. The universal mounting enclosure allows the SPHQ to be panel, DIN rail or surface mounted.

In the event of a mains shut down or power failure the SPHQ will continue to operate, accurate to the second, due to a 100 hour battery power reserve. The face of the timeswitch clearly indicates the time and a rotating disc at the centre indicates operation. There is a manual override facility on both SPHQ models. Extra pairs of tappets (pegs) are available for both 24 hour and 7 day models.

Models Available

SPHQ/24HOUR 24 Hour Timeswitch

SPHQ/7DAY 7 Day Timeswitch

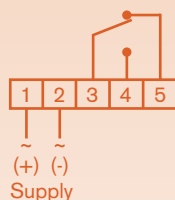
Product Features

- 24 hour or 7 day versions
- Quartz accuracy
- ON/OFF tappets:
 - 24 hour - 2 pairs (up to 24 on request)
 - 7 day - 6 pairs (up to 28 on request)
- Minimum switching interval
 - 24 hour - 30 minutes
 - 7 day - 3 hours
- Panel, DIN rail and surface mounting
- 100 hour NiMH battery reserve
- Standard DIN square size
- Screw type terminals

For dimensions see page 7

For timing control of daily or weekly events and processes

Connections



Specification

- Accuracy:**
- ±1 sec in 24 hours (quartz timebase)
- Adjustability:**
- 15 minutes (24 hour), 1 hour (7 day)
- Supply Voltage:**
- 12Vac/dc, 24Vac/dc (-15% to +10%)
 - 110, 230, 415Vac (-15% to +10%)
- Burden:**
- 1.5VA (AC) or 1.5W (DC)
- Frequency:**
- 45 to 65Hz or DC
- Battery Reserve:**
- 100 hours (after 48 hours charge)
- Relay Output:**
- 1 voltage free changeover relay contact
- Contact Rating:**
- 10A (resistive), 6A (inductive/capacitive)
 - 250Vac maximum
 - Contact life 10,000,000 operations
- Operating Temperature:**
- 0°C to 55°C
- Enclosure:**
- DIN72 flame retardant grey ABS
 - Panel, DIN rail or surface mounting
 - IP40 enclosure code
- Weight:**
- 200g
- Markings:**
- CE marked

Ordering information

Code	Timeswitch Type	Auxiliary Voltage	Options
SPHQ/24HOUR	24 Hour Analogue Timeswitch	-	-
SPHQ/7DAY	7 Day Analogue Timeswitch	-	-
Specify	-	12 or 24Vac/dc	-
Specify	-	110, 230 or 415Vac	-
Specify	-	Other (specify)	-
TPS/24HOUR	-	Extra Pair Tappets - 24 Hour	-
TPS/7DAY	-	Extra Pair Tappets - 7 Day	-
Example	SPHQ/24HOUR	110Vac	4xTPS/24HOUR



Digital Timeswitch - DIN Rail Mounting

The TM848 digital timeswitch offers quartz accuracy and flexibility making it suitable for a large range of industrial control applications. The timeswitch can be powered from a large choice of AC or DC auxiliary power options and has a voltage free changeover relay contact. The enclosure allows the TM848 to be DIN rail or surface mounted.

In the event of a mains shut down or power failure the TM848 will maintain programme memory and continue to operate, accurate to the second, due to a 500 hour battery power reserve. The TM848 is very simple to programme through a step-by-step push button sequence and flexible programming enables individual day or weekend programs. The timeswitch has a permanent override function and an LED to indicate relay status.

Models Available

TM848 LCD Digital Timeswitch

Product Features

- Quartz accuracy
- Up to 8 on and 8 off operations
- 1 minute minimum switching interval
- Daily, 7 day week, 5 day week and weekend modes
- Liquid crystal display
- DIN rail or surface mounting
- Screw type terminals
- 500 hour lithium battery reserve
- Programming instructions supplied

For dimensions see page 7

For digital timing control of daily or weekly events and processes

Specification

Accuracy:

- ± 1 sec in 24 hours (quartz timebase)

Display:

- Liquid crystal - 5mm high characters

Supply Voltage:

- 12Vac/dc, 24Vac/dc (-15% to +10%)
- 110, 230, 415Vac (-15% to +10%)

Burden:

- 5VA (AC) or 1.2W (DC)

Frequency:

- 45 to 65Hz or DC

Battery Reserve:

- 500 hours (display/memory, not output)

Relay Output:

- 1 voltage free changeover relay contact

Contact Rating:

- 16A (resistive), 3A (inductive/capacitive)
- 250Vac maximum
- Contact life 10,000,000 operations

Operating Temperature:

- -10°C to 55°C

Enclosure:

- 36mm wide flame retardant grey ABS
- 35mm DIN rail (DIN-EN 50022)
- or surface mounting
- IP40 enclosure code

Weight:

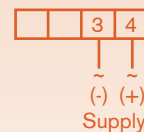
- 100g

Markings:

- CE marked

Specification subject to change without notice.

Connections



Ordering information

Code	Timeswitch Type	Auxiliary Voltage
TM848	Digital Timeswitch - DIN Rail Mounting	-
Specify	-	12 or 24Vac/dc
Specify	-	110, 230 or 415Vac
Specify	-	Other (specify)
Example	TM848	12Vac/dc

Digital Timeswitch - 2 Channel

The TM812 digital timeswitch offers quartz accuracy and flexibility making it suitable for a large range of industrial control applications. The timeswitch can be powered from a large choice of AC or DC auxiliary power options, has two independently programmable voltage free changeover relay contacts and can be DIN rail or surface mounted.

In the event of a mains shut down or power failure the TM812 will maintain programme memory and continue to operate, accurate to the second, due to a 500 hour battery power reserve. The TM812 is very simple to programme each channel through a step-by-step push button sequence and flexible programming enables individual day or weekend programs. The timeswitch has a permanent override function and two LED's to indicate each channel relay status.



Models Available

TM812 LCD 2 Channel Digital Timeswitch

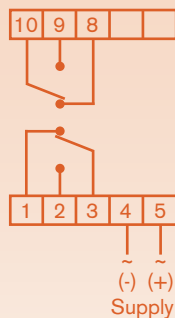
Product Features

- 2 independent channels
- Quartz accuracy
- Up to 8 on and 8 off operations
- 1 minute minimum switching interval
- Daily, 7 day week, 5 day week and weekend modes
- Liquid crystal display
- DIN rail or surface mounting
- Screw type terminals
- 500 hour lithium battery reserve
- Programming instructions supplied

For dimensions see page 7

For digital timing control of daily or weekly events and processes

Connections



Ordering information

Code	Timeswitch Type	Auxiliary Voltage
TM812	Digital Timeswitch - 2 Channel	-
Specify	-	12 or 24Vac/dc
Specify	-	110, 230 or 415Vac
Specify	-	Other (specify)
Example	TM812	230Vac

Specification

- Accuracy:**
- ±1 sec in 24 hours (quartz timebase)
- Display:**
- Liquid crystal - 6mm high characters
- Supply Voltage:**
- 12Vac/dc, 24Vac/dc (-15% to +10%)
 - 110, 230, 415Vac (-15% to +10%)
- Burden:**
- 6VA (AC) or 1.5W (DC)
- Frequency:**
- 45 to 65Hz or DC
- Battery Reserve:**
- 500 hours (display/memory, not output)
- Relay Output:**
- 2 voltage free changeover relay contacts
- Contact Rating:**
- 16A (resistive), 3A (inductive/capacitive)
 - 250Vac maximum
 - Contact life 10,000,000 operations
- Operating Temperature:**
- -10°C to 45°C
- Enclosure:**
- 52.5mm wide flame retardant grey ABS
 - 35mm DIN rail (DIN-EN 50022) or surface mounting
 - IP40 enclosure code
- Weight:**
- 140g
- Markings:**
- CE marked
- Specification subject to change without notice.



Digital Timeswitch - Panel Mounting

The TM823 digital timeswitch offers quartz accuracy and flexibility making it suitable for a large range of industrial control applications. The timeswitch can be powered from a large choice of AC or DC auxiliary power options, has a voltage free changeover relay contact and is panel mounted. An optional 96mm x 83mm mounting bezel is also available.

In the event of a mains shut down or power failure the TM823 will maintain programme memory and continue to operate, accurate to the second, due to a 500 hour battery power reserve. The TM823 is very simple to programme through a step-by-step push button sequence and flexible programming enables individual day or weekend programs. The timeswitch has a permanent override function and an LED to indicate relay status.

Models Available

TM823 LCD Panel Mounting
Digital Timeswitch

Product Features

- Quartz accuracy
- Up to 8 on and 8 off operations
- 1 minute minimum switching interval
- Daily, 7 day week, 5 day week and weekend modes
- Liquid crystal display
- Panel mounting
- Spade terminals - 6.3mm
- 500 hour lithium battery reserve
- Programming instructions supplied

For dimensions see page 7

For digital timing control of daily or weekly events and processes

Specification

Accuracy:

- ± 1 sec in 24 hours (quartz timebase)

Display:

- Liquid crystal - 6mm high characters

Supply Voltage:

- 12Vac/dc, 24Vac/dc (-15% to +10%)
- 110, 230, 415Vac (-15% to +10%)

Burden:

- 5VA (AC) or 1.2W (DC)

Frequency:

- 45 to 65Hz or DC

Battery Reserve:

- 500 hours (display/memory, not output)

Relay Output:

- 1 voltage free changeover relay contact

Contact Rating:

- 16A (resistive), 3A (inductive/capacitive)
- 250Vac maximum
- Contact life 10,000,000 operations

Operating Temperature:

- -10°C to 55°C

Enclosure:

- Flame retardant black ABS
- Panel mounting - 60x48mm cut out
- IP40 enclosure code

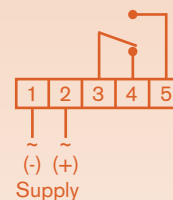
Weight:

- 100g

Markings:

- CE marked

Connections

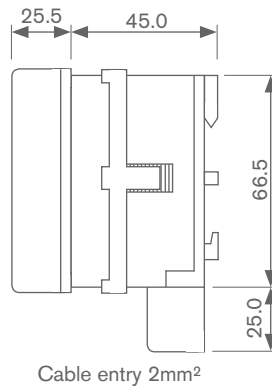
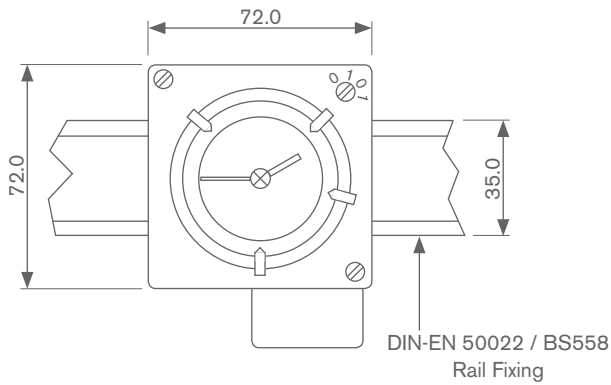


Ordering information

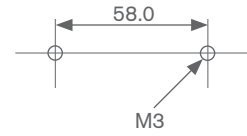
Code	Timeswitch Type	Auxiliary Voltage	Options
TM823	Digital Timeswitch - Panel Mounting	-	
Specify	-	12 or 24Vac/dc	
Specify	-	110, 230 or 415Vac	
Specify	-	Other (specify)	
TM823BK	-	96 x 83mm Mounting Bezel	
Example	TM823	230Vac	TM823BK

Dimensions

SPHQ Enclosure

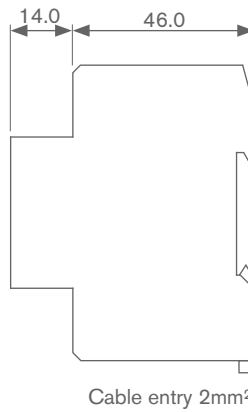
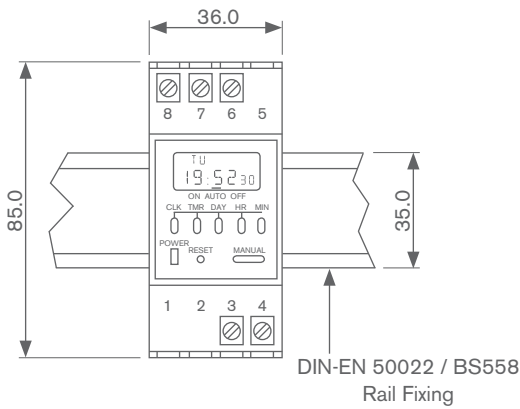


Dimensions for Surface Mounting

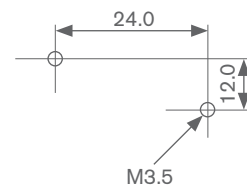


Max. Panel Thickness 10mm
Panel Cutout 68.0mm square (± 1.0 mm)

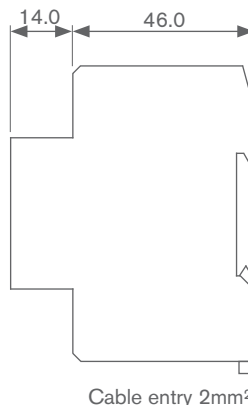
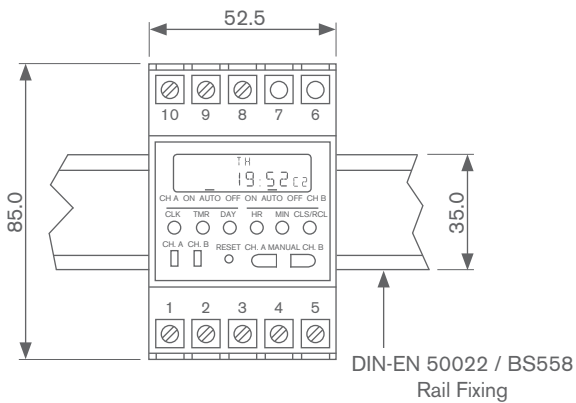
TM848 Enclosure



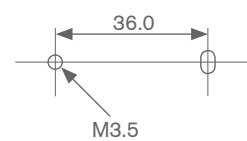
Dimensions for Surface Mounting
Adaptor Plate



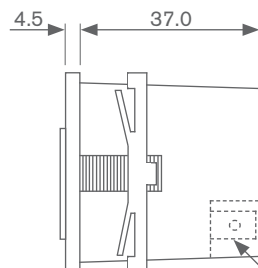
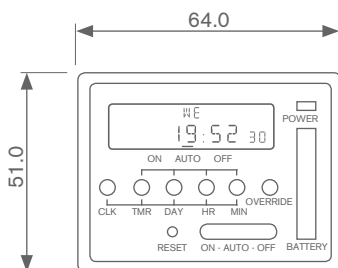
TM812 Enclosure



Dimensions for Surface Mounting
Adaptor Plate



TM823 Enclosure



Max. Panel Thickness 10mm
Panel Cutout 60mm x 47.0mm (± 1.0 mm)

All dimensions in mm



GENERATOR
NO. 3

100 200 300



Eltime Controls: Hall Road, Maldon, Essex, CM9 4NF England.

Telephone: +44(0)1621 859500 Fax: +44(0)1621 855335 Email: sales@eltime.co.uk Web: www.eltime.co.uk

ELTIME CONTROLS